

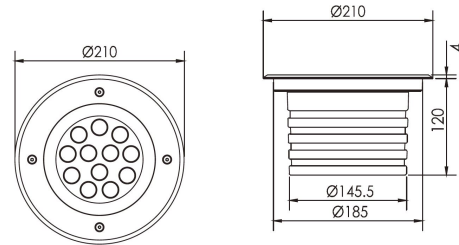
ALPINE




ALPINE range is an inground uplight the body designed for durability and with heat dissipation properties this range of outdoor light fittings are treated and anodized and have anti-corrosion properties, Stainless steel faceplate, high pressure die casting light body, surface with electrostatic plastic coating. Lampshade adopts high strength toughened glass, resist the impact and friction. The ALPINE range is designed with minimal trim to seamlessly integrate in to outdoor area.








SMD LED Chip with 3-Step Mac-Adam Ellipse. Complete Non-dimmable ECG standard DALI Dim is available up on request.

Non-dimmable driver is standard DALI dim is available

50,000-hour 5-year warranty



-  SMD MacAdam Step 3 3000K / 4000K
-  DC42V
-  10-10V, DALI

-  WARRANTY
-  IP 65
-  DC 24V
-  IES
-  DALI DIMMABLE
-  RCM EMC
-  WIDE BEAM

Power	32W
LED	SMD
CCT	3000K / 4000K
Luminous flux	2850lm
Dimensions (D x H)mm	210mm x 120mm
Beam angle	8°12.5°20°30°45°60°
CRI	80
Part No 3000K	ALPINE 32803
Part No 4000K	ALPINE 32804