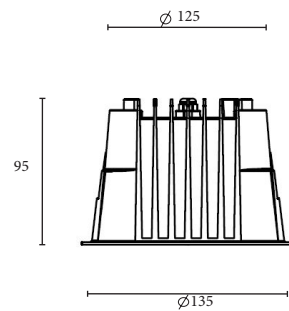







DLE 88

Litenet presents a range of recessed downlights that are ideal for uniform lighting applications with low glare requirements. The DLE range of downlights is designed for commercial lighting applications. This range of fixed-down lights is available with selectable CCT technology with 3000K, 4000K, and 5000K. This low profile downlight are a high performer with over 100-110lm/w it is suited for many indoor or outdoor lighting applications this range is available in satin white or matte black powder coat finish. This range of downlights offers two different optics therefore the reflector is interchangeable, different reflectors are used to accommodate mood lighting. As a standard, this range comes with high quality SMD LED technology with CRI85.

Non-dimmable EGC standard, Phase Dim/DALI is optional.
50,000 hour life 5 with year warranty L70



-  SMD 3000K 4000K
-  DC36V 250mA 350mA
-  non Dim, 10-10V, DALI
-  125mm



Power	10W	14W
LED	COB	COB
Output current	250mA	350mA
CCT	3000K or 4000K	3000K or 4000K
Luminous flux	1005lm or 1089lm	1353lm or 1377lm
Dimensions (D x H)mm	135x95mm	135x95mm
Beam angle	38°	38°
CRI	85	85
Part No	DLE88 10803.IP	DLE88 15803.IP
Part No.	DLE88 10804.IP	DLE88 15804.IP