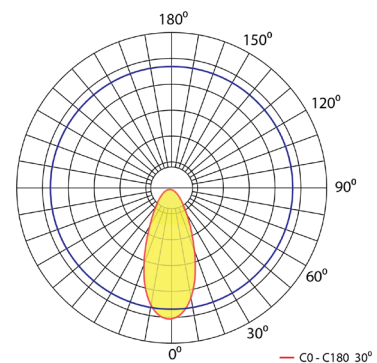
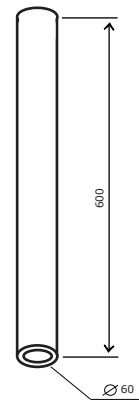






HORUS

The Horus is an architecturally designed surface mounted down light. This fitting is made from aluminium and manufactured through precision CNC Process using High purity aluminium reflectors in specular finish.

All luminaires in the Horus range use Citizen or Cree COB LED with high CRI, this fitting is also available in Black, white, Gold or Bronze. DALI dim is also available. The Horus range of luminaires are commonly used in Hotels, Retail, Art galleries.

Mounting accessories
60,000hour L90 5 year warranty



-  CREE SMD 3000K / 4000K
-  DC36V
-  10-10V, DALI

-  5 YEAR WARRANTY
-  S'DOCS
-  IES
-  IP20
-  10°
-  24°
-  38°

Power	10W	10W
LED	SMD	SMD
Luminous flux 3k	863lm	750lm
Luminous flux 4K	949lm	825m
Dimensions	600m x60mm	600mm x 60mm
Colour	WHITE	WHITE
Beam angles	10°, 24°, 38°	10°, 24°, 38°
CRI	80	90
3000K Part No	HORUS10 7830	HORUS10 7930
4000K Part No	HORUS10 7840	HORUS10 7940