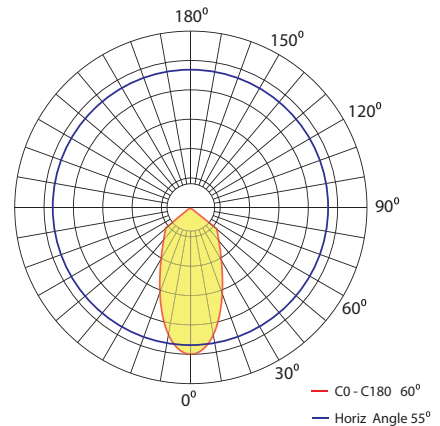
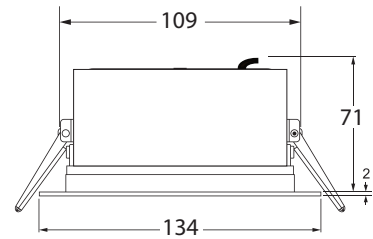



DICE 15

Litenet presents the DICE range which offers a range of down lights that are designed for commercial hospitality, education, aged care and health industry lighting applications. The DICE collection offers a range of fixed down lights that has a wide range of beam angles. This fitting is a low profile down light and available in satin white or matte black powder coat finish. This range of down lights offer a wide range of low profile wide beam angle low glare luminaires. Different reflectors are used to accommodate task lighting. The standard range comes with SMD technology CRI80, upon request CRI90 can also be made available.

The DICE range is designed with a generace heat sink using die cast high grade aluminum to maximise heat dissipation which will intern maximise the life of the LED chip. This range of down lights have deep conical housing to minimise uncomfortable glare.

Non-dimmable ECG standard, Phase Dim/DALI is optional.
50,000-hour L80 5-year warranty



-  CREE COB 3000K / 4000K
-  DC25V -DC42V 350mA
-  10-10V, DALI
-  109mm



Power	15W
LED	COB
Luminous flux 3K	1246lm
Luminous flux 4K	1350lm
Dimensions	134mm x 71mm
Cut Out	109mm
Beam angles	60°, 90°
CRI	80
3000K Part No	DICE 15 16803
4000K Part No	DICE 15 16804