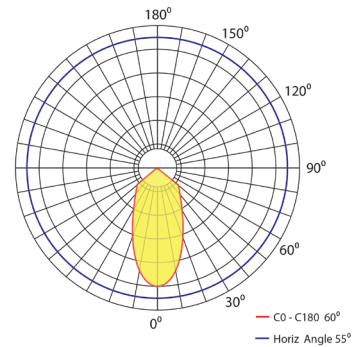
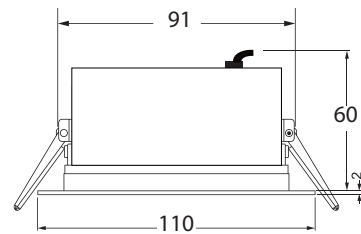




## DICE 10

Litenet presents the DICE range which offers a range of down lights that are designed for commercial hospitality, education, aged care and health industry lighting applications. The DICE collection offers a range of fixed down lights that has a wide range of beam angles. This fitting is a low profile down light and available in satin white or matte black powder coat finish. This range of down lights offer a wide range of low profile wide beam angle low glare luminaires. Different reflectors are used to accommodate task lighting. The standard range comes with SMD technology CRI80, upon request CRI90 can also be made available.

The DICE range is designed with a generous heat sink using die cast high grade aluminum to maximise heat dissipation which will in turn maximise the life of the LED chip. This range of down lights have deep conical housing to minimise uncomfortable glare.

Non-dimmable ECG standard, Phase Dim/DALI is optional.  
50,000-hour L80 5-year warranty



-  CREE COB      3000K / 4000K
-  DC25V -DC42V      250mA
-  10-10V, DALI
-  91mm

- 
- 
- 
- 
- 
- 

Power	11W	6.6W
LED	COB	COB
Luminous flux 3K	863lm	476lm
Luminous flux 4K	906lm	515lm
Dimensions	110mm x 60mm	110mm x 60mm
Cut Out	91mm	91mm
Beam angles	60°	60°
CRI	80	80
3000K Part No	DICE 10 11803	DICE 10 6803
4000K Part No	DICE 10 11804	DICE 10 6804