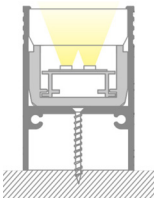
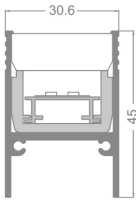


DELTA 30

LITENET presents a dot free outdoor architectural lighting system for indoor or outdoor lighting application. The DELTA range is constructed with PMMA extrusion and sealed injection moulded endcaps to obtain IP67 rating. This fitting come with standard mounting accessories and custom powder coat colours are available up on request.

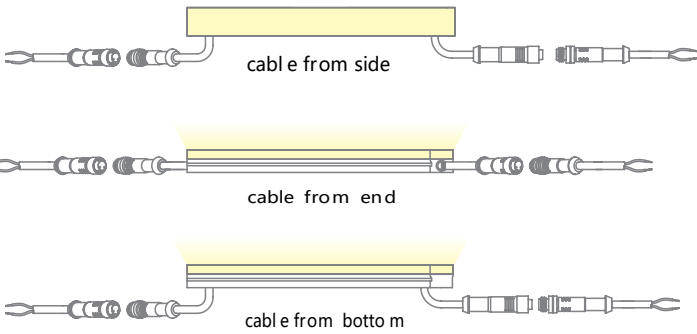
The DELTA range is a custom made linear architectural fitting which is designed with minimal trim and dual layer PMMA plastic diffuser which gives the fitting an IK09 and high light transmission this fitting can be assembled in the linear form for architectural lighting. This range comes with mounting accessories.


Non-dimmable ECG standard, Phase Dim/DALI is optional.
50,000 hour life 5 with year warranty L70




Part No. DE3045

Cable Entry Details







SMD LED




3000K / 4000K




DC24V




10-10V, DALI




31mm with aluminium extrusion




90°



IP 67



IK 09



5 years

Power	20W/m
LED	COB
Luminous flux 3K	1460lm
Luminous flux 4K	1520lm
Other colour	RED , Blue, Green, RGBW
Cut Out	21mm
Beam angles	90°
CRI	80
3000K Part No	DELTA30 20803
4000K Part No	DELTA30 20804
Extrusion Part No	DE3045