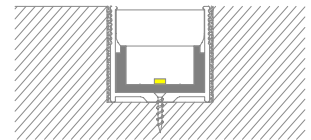
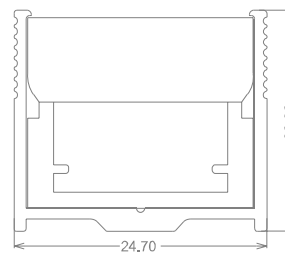
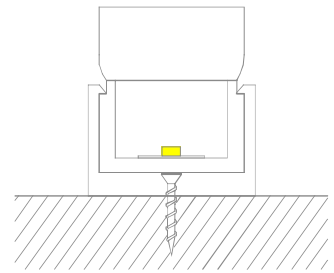
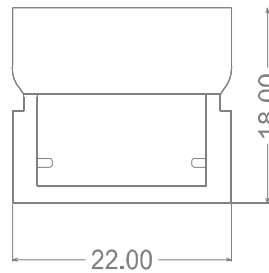






## DELTA 25

LITENET presents a dot free outdoor architectural lighting system for indoor or outdoor lighting application. The DELTA range is constructed with PMMA extrusion and sealed injection moulded endcaps to obtain IP67 rating. This fitting come with standard mounting accessories and custom powder coat colours are available up on request.

The DELTA range is a custom made linear architectural fitting which is designed with minimal trim and dual layer PMMA plastic diffuser which gives the fitting an IK09 and high light transmission this fitting can be assembled in the linear form for architectural lighting. This range comes with mounting accessories.

Non-dimmable ECG standard, Phase Dim/DALI is optional.  
50,000 hour life 5 with warranty L70



-  SMD LED      3000K / 4000K
-  DC24V
-  10-10V, DALI
-  25mm with aluminium



Power	11W/m
LED	SMD
Luminous flux 3K	695lm
Luminous flux 4K	725lm
Dimensions	23mm x 18mm
Cut Out	25mm
Beam angles	90°
CRI	80
3000K Part No	DELTA25 112203
4000K Part No	DELTA25 112204
Extrusion Part No	DE2520