





STELLA

Litenet presents an architectural recessed mounted down light. The Stella range of down lights are designed for commercial lighting applications. The Stella range of fixed down lights are low profiled and is suitable for many indoor lighting applications this range is available in satin white or matte black powdercoat finish. As a standard, this range comes with high quality COB LED technology with CRI80 upon request CRI90 can be made available.

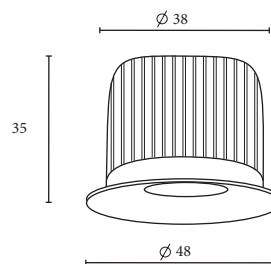
The Stella range is designed with a stable heat sink with a high-grade aluminum to maximise heat dissipation which will in turn maximise the life of the LED chip.

Non-dimmable ECG standard, Phase Dim/DALI is optional.
50,000 hour life 5 with year warranty L70



-  COB 3000K 4000K
-  DC36V 120mA
-  non Dim, 10-10V, DALI
-  38mm

-  IES
-  IP 20
-  30°



Power	5 x 5W
LED	COB
Output current	5x120mA
CCT	3000K or 4000K
Luminous flux	400lm or 431lm
Dimensions (D x H)mm	48x35mm
Beam angle	30°
CRI	80
Part No	STELLA 5803
Part No.	STELLA 5804

